

INTRODUCING

TELECOM SOLUTIONS

ALL THE STRENGTH.
ALL THE STABILITY.
NONE OF THE SACRIFICE.



LOUISVILLE
L A D D E R

BECAUSE WORK AIN'T PLAY.

THE TOUGHEST, MOST TRUSTED LADDERS. NO MATTER WHAT'S ON THE LINE.

Consumers rely on telecommunications to connect them to everything and everyone. With all that data flying back and forth, the pressure's on to keep things online. So when you're in the field, trust Louisville Ladder's versatile telecom solutions. Specially designed to meet the industry's most rigorous demands, these lightweight ladders are telecom's heaviest hitters when it comes to performance, productivity, and peace-of-mind.



WHEN YOU'RE WORKING
30 FEET IN THE AIR,
YOUR LADDER
IS THE ONLY PARTNER YOU'VE GOT.
BETTER HAVE ONE YOU TRUST.



**STURDY,
RUGGED,
AND RELIABLE,**
LOUISVILLE LADDER
KEEPS YOU IN PLACE.
**NO MATTER
HOW HIGH**
THE JOB TAKES YOU.

THE ALL-STAR LINEUP FOR ALL THINGS TELECOM.

Louisville Ladder brings the most technologically advanced, intelligently designed ladders to the telecommunications market. Each ladder carries Type IAA* strength while delivering unique functionality, ideal for a variety of different situations providing workers in the field the right option for any job.



SERIES **L-3421**

LIGHTWEIGHT EXTENSION LADDER

- 15% Lighter
- More Than 10 Compatible Accessories
- Up to 37'5" Max Reach

*36' and 40' extension ladders are Type 1A



SERIES **FXC1200**

STRAIGHT-TO-STEP LADDER

- 2-in-1 Combo Design
- Extension: Up to 16' Max Reach
- Step: Up to 12'2" Max Reach



SERIES **FXS1400HD**

CROSS-STEP SERIES

- 2-in-1 Combo Design
- Work 6" Closer to Any Area
- Up to 16'1" Max Reach

SERIES L-3421

LIGHTWEIGHT EXTENSION LADDER

FIBERGLASS TYPE

THE HEIGHT OF PRODUCTIVITY IS LIGHT AS A FEATHER.

Equipped with groundbreaking productivity features, the L-3421 series gives you everything you need to get more done in less time at any height. Available in seven different lengths, this series emphasizes versatility, flexibility, and durability to make it the most essential tool on your truck. And while these ladders feature an exceptionally lightweight design, their strength isn't compromised—the L-3421 series was tested to the toughest standards, and it's ready to exceed yours.



TYPE IAA*

375 LBS
LOAD CAPACITY

*(Includes weight of user plus materials)
36' and 40' extension ladders are Type 1A

15% LIGHTER

Easier to lift and move

MORE THAN
10 COMPATIBLE ACCESSORIES

UP TO
37'5" MAX REACH



STRENGTH IS IN THE SPOTLIGHT

The L-3421 series incorporates some of Louisville Ladder's most innovative technology to make sure that you feel comfortable and confident when working on our ladders.



1 MaxLock™

The strongest, toughest, lightest rung lock ever.



2 Side Mounted Safety Rope

Thick rope and double pulley system for added ease of use.



3 Safety Shoe

The double action aluminum swivel safety shoe and full metal boot provides excellent bottom support on a variety of surface conditions.



4 Rung-Plate-Rail Connection

The heavy duty D-shaped rung connects to the rails with maximum strength.



DUTY RATING	MODEL	TOTAL LENGTH	LENGTH EACH SECTION	MAX. EXTENDED LENGTH	MAX. REACH	MAX. STANDING HEIGHT	APPROX. WEIGHT (LB)	APPROX. VOLUME (FT ³)
IAA	L-3421-16	16'	8'	13'	16'1"	9'6"	33	5.3
IAA	L-3421-20	20'	10'	17'	20'	13'5"	40	6.6
IAA	L-3421-24	24'	12'	21'	23'10"	17'3"	46	7.9
IAA	L-3421-28	28'	14'	25'	27'9"	21'2"	54	9.2
IAA	L-3421-32	32'	16'	29'	31'7"	25'	60	10.6
IA	L-3421-36	36'	18'	32'	34'6"	27'11"	74	11.9
IA	L-3421-40	40'	20'	35'	37'5"	30'10"	80	13.2



LOUISVILLELADDER.COM
1.800.666.2811

SEE OUR DEDICATION TO INNOVATION.

Louisville Ladder is an industry leader in innovation, developing new technology designed to build better, more productive worksites. To see our full portfolio of accessories, consult a Louisville Ladder catalog in print or online at louisvillemiller.com.

SERIES L-3421 ACCESSORIES



ACCESSORIZE YOUR LADDER. MAXIMIZE YOUR CAPABILITIES.

The L-3421 series is compatible with a versatile array of accessories that help make any number of telecom jobs easier by adding extra security and power to a ladder that already packs a whole lot of both.

Here are just a few examples of the high performance accessories available to optimize your output and get the most out of your L-3421:



Front-Mounted Pulley

Allows for the ladder to be completely extended with greater ease and efficiency.

L-3421-20-E55



Combination Pole Grip & Cable Hook

The Combination Pole Grip & Cable Hook adds versatility for midspan jobs or utility pole work.

L-3421-20-E03



Web Pole Grip

This strong, flexible nylon webbing with corrugated rubber tread is made for use against utility poles.

L-3421-20-E05



Automatic-Adjusting Leveler

A simple attachment that automatically adjusts to provide balanced support on uneven surfaces.

L-3421-20-E34



LevelLok® Leveler & Stabilizer

This aluminum leg extender helps find firm, balanced footing on any surface.


L-3421-20-E59



Ladder Lash

Securely attaches the ladder to any post or pole for increased stability.

L-3421-20-E11



Rigid Pole Grip

The steel-plated V-shape bar is covered with heavy rubber tread for extra biting grip.


L-3421-20-E04



Spurs & Shoes with Aluminum Sleeve

Penetrates deep into surfaces to establish a strong, sturdy foundation.

L-3421-20-E63



Round Metal-Plastified Caps

Covered in durable, rugged plastic, these round metal ends protect your support surface from damage.

L-3421-20-E62

SERIES FXC1200

STRAIGHT TO STEP

FIBERGLASS COMBINATION LADDER

OUR NEWEST LADDER. YOUR NEWEST GO-TO.

In telecommunications, every worksite has different demands. To get the job done, you need a diverse set of tools—or one tool that has a diverse set of capabilities. That's where the FCX1200 series comes in. Featuring an all-purpose 2-in-1 design, this series combines the peak reach of an extension ladder with the flexibility of a step ladder, so you only need one ladder to maximize your productivity.



TYPE IAA

375 LBS

LOAD CAPACITY

(Includes weight of user plus materials)

2-IN-1 DESIGN

Delivers Maximum Versatility

UP TO
16'
EXTENSION
MAX REACH

UP TO
12'2"
STEP
MAX REACH



THE LENGTH TO GET YOU HIGHER. THE STRENGTH TO KEEP YOU THERE.

Whether in step or extension configuration, the FXC1200 series features an array of advanced productivity and convenience features, making it the premier choice any for situation, in any condition.



1 Slip Resistant Non-Marring Boots

Delivering heavy-duty staying power, these slip-resistant boots protect the fiberglass from damage.



2 Non-Marring End Caps with Web Pole Grip

Durable plastic caps provide wall protection and nylon webbing with corrugated rubber allows for leaning against poles.




3 Inside Braces & Heavy Duty Wrap Around

Inside mounting keeps the braces protected during transport for longer life and lasting integrity.



4 3" Flat Step & Round Rungs

The front section is bolstered by ultra-strong flat steps, and the fly section features a rugged, reliable round rung design.



MODEL	LADDER SIZE	MAX. EXTENDED LENGTH	MAX. STANDING LEVEL		MAX. REACH		FLARED SECTION			APPROX. CUBES
			STEPLADDER	EXTENSION	STEPLADDER	EXTENSION	MIN. OUTSIDE DIMENSION	MAX OUTSIDE DIMENSION	WEIGHT (LBS)	
FXC1206	6'	9'8"	3'9"	5'7"	10'4"	12'2"	17 1/2"	24 1/2"	34	7
FXC1207	7'	11'8"	4'8"	7'6"	11'3"	14'1"	17 1/2"	25 1/2"	39	8.3
FXC1208	8'	13'8"	5'7"	9'5"	12'2"	16'	17 1/2"	26 1/2"	43	9.6

SERIES FXS1400HD



TYPE IAA

375 LBS
LOAD CAPACITY
(Includes weight of user plus materials)

POWER AND PRECISION. FROM TOP TO BOTTOM.

The Cross-Step FXS1400HD was built with several patented, proprietary design features that resist damage, absorb shock, and enhance stability. So you can reach the peak of performance and your ladder reach its peak lifespan.

FIBERGLASS STEP LADDER

WORK IN THE WAY THAT WORKS FOR YOU.

Engineered to excel in a variety of environments, the Cross-Step FXS1400HD features an intelligent shelf design that lets you get closer to the action in any work area. Convertible to either a step or a shelf-straight ladder, this versatile tool is ready-made for the toughest telecom jobs, allowing you to use the best configuration for whatever work calls for. It can be leaned against poles, corners or walls thanks to the ProTop's unique shape and slip-resistant grip. This ladder lets you dominate the toughest worksites with quick, easy access to hard-to-reach places.



2-IN-1 DESIGN

for Standing and Leaning

WORK **6" CLOSER** to Any Area

UP TO **16'1" MAX REACH**



1 V-Shaped ProTop™

Ergonomic design provides quick access to tool and work materials, while its non-marring slip-resistant grip keeps the ladder in place.



2 Quick Conversion Latch

This unique, innovative locking mechanism allows for quick conversion from step ladder to shelf ladder.



3 Shox™

An advanced impact absorption system that protects steps and fiberglass from damage and wear.




4 Raptor Boot

Polypropylene copolymer upper boot protects the fiberglass and the non-marring thermoplastic elastomer tread provides slip-resistance.




5 Inside Spreader Braces

Heavy-duty interior support braces protect the ladder during transport to extend its lifespan.



6 Wide Back Braces

Extra strength back braces keep the ladder's frame stiff and rigged, providing added support while in-use.



MODEL	LADDER SIZE	BOTTOM WIDTH (IN)	APPROX. SPREAD (IN)	APPROX. WEIGHT (LBS)	APPROX. CUBES (FT)	SHELFLADDER		STEP LADDER	
						HIGHEST STANDING LEVEL (IN)	MAX. REACH	HIGHEST STANDING LEVEL (IN)	MAX. REACH
FXS1404HD	4'	20 ¼"	24	16	4.0	11"	7'6"	1'11"	8'6"
FXS1406HD	6'	23 ¼"	36	23	6.8	2'10"	9'5"	3'9"	10'4"
FXS1408HD	8'	26 ¼"	48	31	10.1	4'9"	11'4"	5'8"	12'3"
FXS1410HD	10'	29 ¼"	60	39	14.0	6'8"	13'3"	7'7"	14'2"
FXS1412HD	12'	32 ¾"	71	48	18.5	8'6"	15'1"	9'6"	16'1"

**STRONGER,
SMARTER,
MORE VERSATILE
LADDERS.**



Louisville Ladder goes beyond just telecom. With our robust portfolio of technologically advanced, intelligently designed ladders, we offer an ideal product for any industry. Get more information at louisvilleladder.com.

BECAUSE WORK AIN'T PLAY.



LOUISVILLE
L A D D E R

LOUISVILLE LADDER.COM 1.800.666.2811